



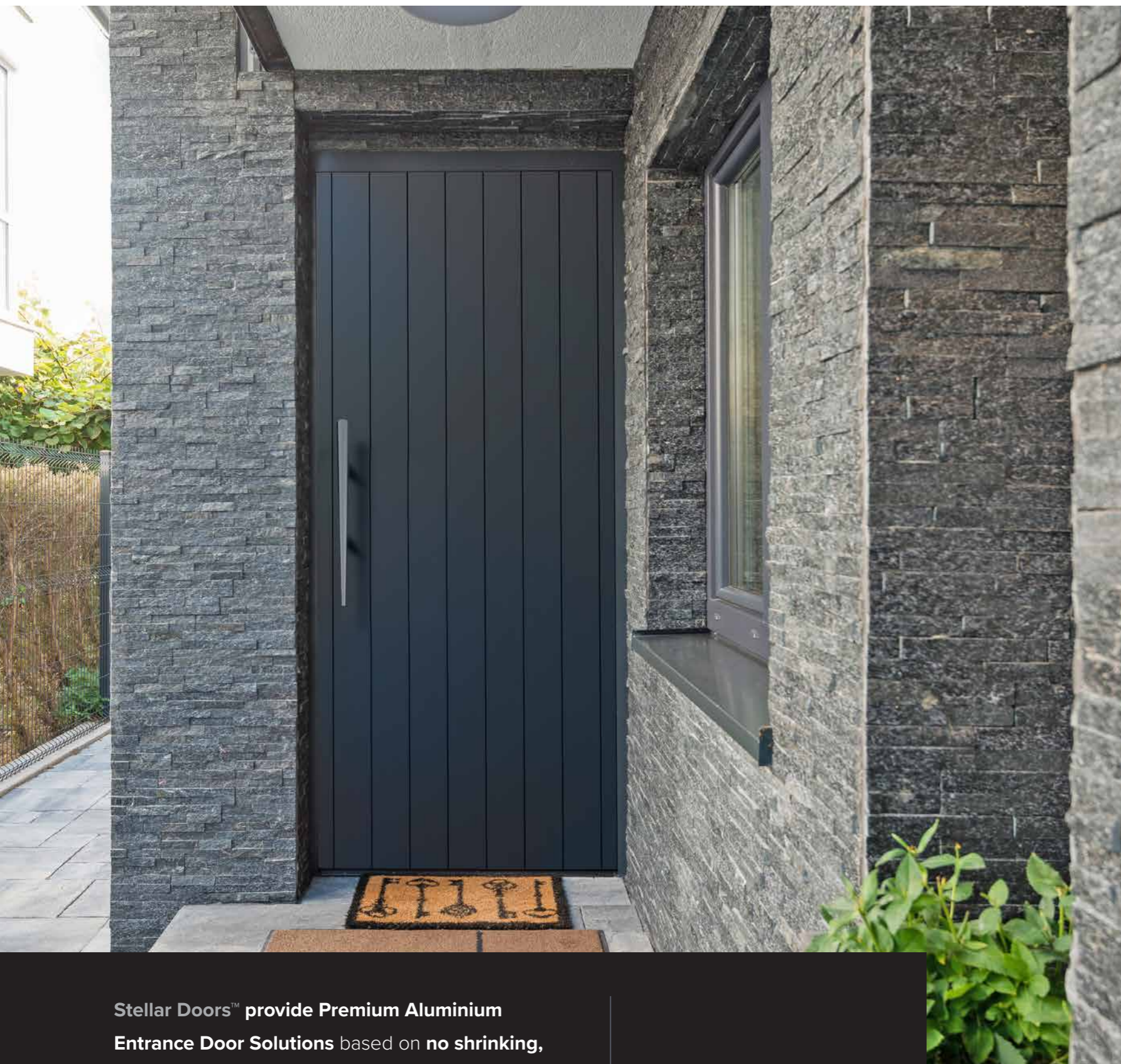
PREMIUM ALUMINIUM

ENTRANCE DOOR SOLUTIONS



Powered by





Stellar Doors™ provide Premium Aluminium Entrance Door Solutions based on **no shrinking, no splitting, no swelling, and no leaking**, aluminium entrance doors are stronger and more secure.

Door SR11

Colour Slate Blue



Stronger



Secure



Durable

Stronger, Secure and Durable Doors

Strong and Secure, With Little Maintenance

The **Stellar Doors™** entrance range creates a warm welcome for your home that will really last. That's because **Stellar Doors™** are made from aluminium. They're stronger than timber. They won't split, warp or leak, so there's little maintenance required. **Stellar Doors™** are designed to last. And because they're structurally stronger than conventional doors, **Stellar Doors™** provide you with more security.

Thermally Broken Doors

Stellar Doors™ are available as thermally enhanced to provide greater insulation for your home. Thermally enhanced doors do not conduct as much heat or cold between the interior and exterior (resulting in unwanted heat loss or gain) as standard aluminium entrance doors. Match this format with your Southern41™ Thermal joinery.

Lasting Elegance

The powder coat finish gives you a door that lasts, in the style you want. Whether you're after a traditional look, or perhaps something more contemporary, you can choose a **Stellar Doors™** to suit. The range of finishes also includes a wood grain that gives you all the warmth and beauty of timber with the durability of aluminium. All of our surface coatings come with a minimum industry leading 15 year warranty.

Because First Impressions Count

Create The Look You Want

With **Stellar Doors™**, you can create an entrance that is unique.

Configurations include single, double and door & a half. All doors shown below are available in non thermal and thermally broken options.

Options are only limited by your Imagination

Each of the options on the right can be configured in multiple ways. Discuss your preferred option with your local fabricator.

- Single Doors
- Double Doors
- Door & a half
- Sidelights
- Overlights
- Custom-made
- Thermally Broken
- Colours and Finishes

Standard Aluminium Entrance Door Configurations

Traditional



SR1

SR2

SR8

SR3



SR4

SR5

SR6

SR7

Tongue & Groove - Frameless



SR11

SR19

SR20

Tongue & Groove - Framed



SR9

SR10

SR12

Modern



SR13

SR14



SR15

SR16

Single Door

Single entrance doors are common for many homes.

They provide an enticing approach when coupled together with pathways that lead directly to the entrance way. Single doors can be accompanied by overlights or sidelights to make the entrance way more inviting and provide a greater sense of decoration. Security is less of a problem with strong aluminium doors which are more secure than traditional wooden doors.

Entrance doors can be a different colour to the window and door joinery with dark colours often picked to compliment roof colours. Bright colours are also available. There are a number of hardware options to select from.




Double Doors

Grandeur Entrance

Double doors help create a feeling of grandeur by visually adding greater dimension and substance to a building.


Coupled with sidelights and overlights, these double **Stellar Doors™** create an impressive entrance way. Double doors are very practical for home owners who do a lot of entertaining or when the foyer or front access benefits from a wider space. Typically the doors open in and there are advantages in having a protected area for visitors to wait and shelter from the elements.



Sidelight and Overlight Panels

Customise light Panels

Incorporating a sidelight or overlight can help to increase the visual impact of an entrance way adding a feeling of luxury, light and space.



Door: SR10
Colour: Dark Cedar Woodgrain
Glass: Clear



Door: SR19
Colour: Grey Friars
Glass: Opal Laminate

Door Hardware

Stellar Doors™ are designed to accommodate a range of hardware types, from entrance pull handles, to levers and digital locking devices.



Apex Square 143 Pull Handle
(Length 300/450/600)
Finish: SS/BN (Mini Lever Set)



Apex Round 142 Pull Handle
(Length 300/450/600)
Finish: SS/BN (Mini Lever Set)



Aria Lever
(w/Palladium Lock Kit)
Finish: PC or SC



Yale Digital Door Lock
Finish: Silver



Century Entrance Set
(w/Orbit, Plymouth or Flair)
Finish: SCP



Plymouth Entrance Set
(w/Accent or Plymouth)
Finish: SCP, SNP, PB



Door: SR11
Colour: Flaxpod

NZ's top 6 trending colours



Appliance White Matt
904
20S1364M LRV: 89



Metro Silver Pearl Kinetic Satin[†]
928
21P7831S LRV: 46



Grey Friars Matt^{††}
906
20S7809M LRV: 10



Ironsand Matt^{††}
902
20S8383M LRV: 7



Flax Pod Matt^{††}
903
20S9218M LRV: 6




Black Matt^{††}
900
20S9041M LRV: 4

Finishes


NZ's popular colours



Arctic White Satin[†]
901
20S1358S LRV: 82



Warm White Pearl Kinetic Matt
931
21P1367M LRV: 89



Pure White Gloss[†]
911
20S1365G LRV: 85




Ghost Grey Matt[†]
913
20S7829M LRV: 44



Silver Star Kinetic Satin
929
21P7820S LRV: 35



Off White Matt[†]
912
20S3240M LRV: 77



Titania Matt^{††}
905
20S2249M LRV: 66




Gull Grey Matt^{††}
915
20S7828M LRV: 49



Sandstone Grey Matt^{††}
908
20S7807M LRV: 25



New Denim Blue Matt^{††}
909
20S5392M LRV: 11



Canvas Cloth Matt[†]
917
20S7830M LRV: 63



Bronco Matt[†]
923
20S2253M LRV: 38



Lichen Matt[†]
921
20S6449M LRV: 26



Gunmetal Metallic Kinetic Matt[†]
933
21P8391M LRV: 14



Slate Blue Matt[†]
927
20S5403M LRV: 8



Desert Sand Matt[†]
920
20S3239M LRV: 45



Bond Rivergum Matt[†]
925
20S6448M LRV: 19



Thunder Grey Matt^{††}
919
20S7825M LRV: 12



Lignite Matt[†]
916
20S8393M LRV: 9



Charcoal Matt[†]
907
20S9219M LRV: 8



Permanent Green Matt[†]
922
20S6450M LRV: 10



Karaka Matt^{††}
914
20S6446M LRV: 7



Window Bronze Kinetic Matt[†]
934
21P8394M LRV: 9



Windsor Grey Matt^{††}
918
20S7823M LRV: 7



Gravel Matt[†]
926
20S7824M LRV: 6



Scoria Matt[†]
924
20S4382M LRV: 9



Anotec Mid Bronze Matt[†]
910
20S8385M LRV: 6



Metro Electric Cow Kinetic Matt[†]
932
21P8395M LRV: 9



Metro Coal Dust Kinetic Matt[†]
930
21P9221M LRV: 6



Protecture Black Flat
935
20T9215F LRV: 4

Stellar Doors™ are powder coated to provide both decorative and protective advantages. A wide range of attractive powder coat finishes are available, including bright finish and textured wood grain finish. Aluminium doors that are powder coated require little maintenance, are long lasting and durable.

Bright Finish Options

Stellar Doors™ offer six bright colour power coat finishes. Opting for a bright coloured front door makes a stunning statement to the entrance way and home. The intensity colour range from Dulux have a 15 year warranty.



Duralloy® +Plus Contemporary

The Altus Contemporary Collection spans the colour spectrum from subtle neutral tones that blend naturally with New Zealand's environment, to bold dramatic colours that express individuality – perfect for city style. The range caters to traditional homes as easily as it caters to modern trends in building design.

Duralloy® Plus Urban Collection

These colours are a selection of the latest innovations in powder coating finishes. Created to complement new architectural trends, these shades add a new aesthetic dimension to aluminium joinery with their pearlescent finishes.


Protecture™

A highly mar and scuff resistant fine textured finish designed to protect. The advanced highly durable powder technology significantly reduces the visible mar and scuffing that happens day-to-day.

Available in a range of popular colours. Ask your local fabricator for a list of available options.

Wood Grain Finish

The latest range of textured wood grain finishes are available to give **Stellar Doors™** the look and feel of timber. This is a practical way of incorporating the timber style with the durability of aluminium.



Can't find the colour you're looking for? Please speak to your local Fabricator. Colours may carry a price premium.



CARE AND MAINTENANCE

Stellar Doors are supplied as a finished product. They require very little maintenance in order to remain looking great for years to come.

WARRANTY

The colours in the ColourScape™ colour card are warranted through the provision of Dulux® Alumi Shield™ warranties for its Duralloy®Plus™, Protecture™ and Duratec® Intensity® powder coating products on recommended projects, and subject to specified warranty terms and conditions.



Your Local Fabricator:

